



Polytector III G999S

Versatile gas detector for six measuring tasks

- » Leak measurement / Sniffer
- » Leakage detection
- » LEL monitoring
- » % volume measurement
- » Personal protection
- » Analyzing confined spaces



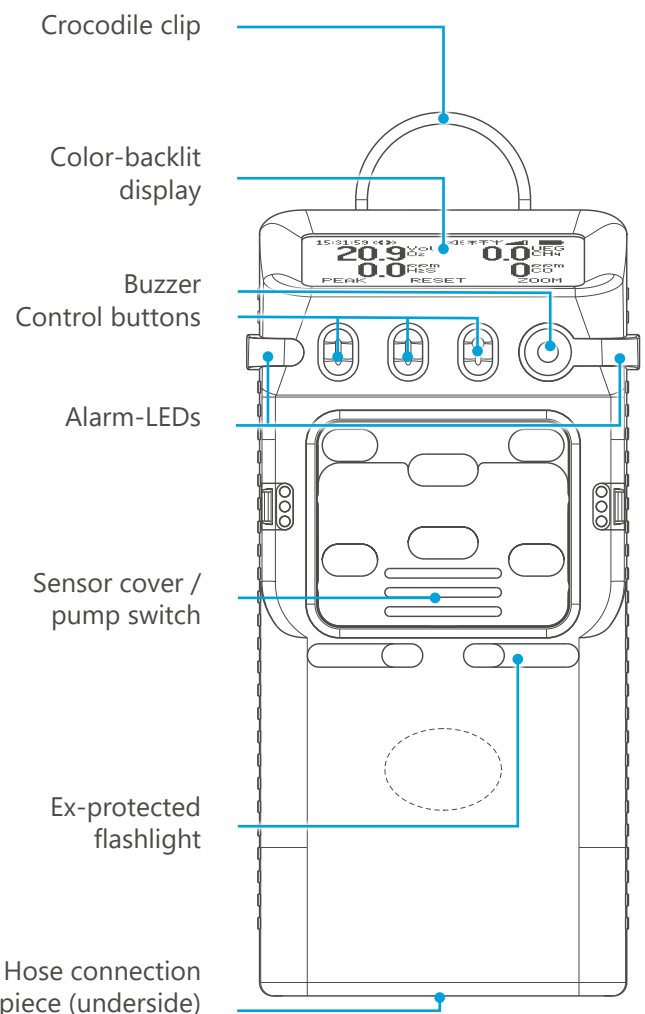


Polytector III G999S – Versatile gas detector

Made in
Germany

The Polytector III G999S expands the reliable G999 series by a multi-gas detector with hybrid sensor for applications using natural gas or hydrogen. The sensor, which was specifically designed for this purpose, uses semiconductor (SC), catalytic combustion (CC) and Thermal Conductivity (TC). This combination allows a single sensor to seamlessly detect methane in measuring ranges from 0 to 10,000 parts-per-million (ppm), 0 to 100 % of the lower explosion limit (LEL) and 0 to 100 % volume as well as hydrogen in the H₂-ready range (0 to 25 % vol.).

Depending on the measuring task, the G999S can also be used as a sniffer, for explosion protection, for measuring gases in the HI% range (e.g. 100 % vol. CH₄) or as a CH₄ leak detector. Should the application require it, the G999S can contribute to your personal safety by monitoring the ambient air (diffusion mode) or help you analyze the air in confined spaces or containers before entering them (pump mode). The G999S features slots for three electrochemical sensors (EC) and one infrared sensor (IR), just like the other G999 detectors. Choose from a large selection of smart EC sensors for toxic gases, hydrogen or oxygen and IR sensors for carbon dioxide, hydrocarbons or a combination of the two and expand the spectrum of the gases you can measure simultaneously.



G999S device design

Versatility thanks to hybrid sensors

What makes the G999S unique is its hybrid sensor which is available with either two or three sensor elements and measuring methods. On the two-element version (CC/TC), you can switch between explosion protection mode and HI% measurement mode (CH₄ or H₂). On the three-element version (CC/TC/SC), you will additionally have the sniffer and leak detection mode (CH₄ only) available. Depending on the measuring task, either all of the sensor elements or just individual ones will be active. The hybrid sensors for the G999S are optionally available with a filter for increased resistance to poisoning from substances such as silicones and halogens.

















MK246

MK241

« The G999S seamlessly switches between different measuring ranges. »

- 1 In **Explosion Protection** mode, the catalytic combustion sensor is active to monitor the lower explosion limit (LEL) of methane. If an alarm threshold is exceeded (e.g. 20% LEL), the G999S will immediately signal an alarm. This sensor element is also active in normal measuring mode using diffusion and in pump mode.
- 2 The thermal conductivity sensor is activated for Gas Detection in the HI% range and measures either up to 100 % volume methane or up to 25 % volume hydrogen, without sounding an alarm.
- 3 When used as a **Sniffer**, the gas detector will sense even the minute amounts of methane in the ppm range. An audible signal, with a frequency proportional to the measured methane concentration (up to 10,000), will assist you in searching for the source of gas. The CH₄ concentration is also displayed in a bar graph.
- 4 In **Leak Test** mode, all sensor elements are active and the measuring range will automatically switch between resolutions according to the measured CH₄ concentration (up to 5,000 ppm <> up to 100 % LEL <> 100 % vol.).

Overview of Hybrid Sensors:

Sensor	Filter	Sensor elements and measuring ranges						Modes
MK241-0	–	CC	0 – 100 % LEL ¹	TC	0 – 100 % vol. CH ₄			 
MK241-1	✓	CC	0 – 100 % LEL ¹	TC	0 – 100 % vol. CH ₄			 
MK241-1	✓	CC	0 – 100 % LEL ¹	TC	0 – 25 % vol. H ₂			 
MK246-0	–	CC	0 – 100 % LEL ²	TC	0 – 100 % vol. CH ₄	SC	0 – 10.000 ppm CH ₄	   
MK246-1	✓	CC	0 – 100 % LEL ²	TC	0 – 100 % vol. CH ₄	SC	0 – 10.000 ppm CH ₄	   

¹ CH₄ (methane), C₃H₈ (propane), C₄H₁₀ (butane), C₅H₁₂ (pentane), C₆H₁₄ (n-hexane), H₂ (hydrogen), C₂H₂ (acetylene), C₂H₄ (ethylene), C₂H₆ (ethane)

² CH₄ (methane), H₂ (hydrogen), C₂H₂ (acetylene), C₂H₄ (ethylene), C₂H₆ (ethane)



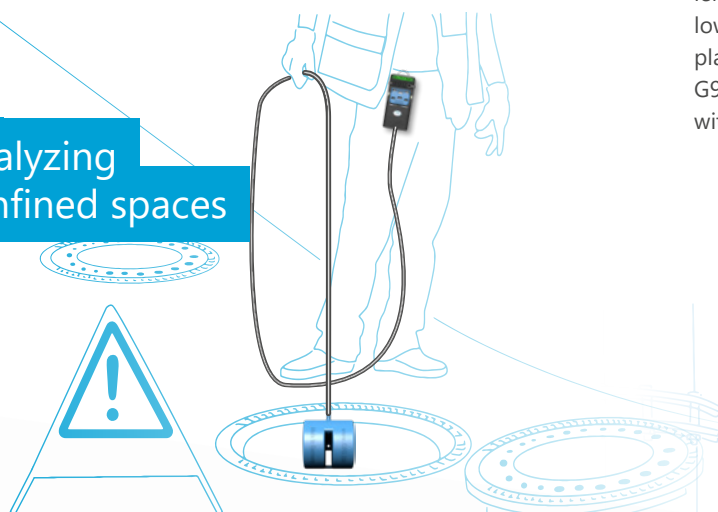
Safety when working and measuring

The G999S is suitable for use in biogas plants. In pipeline construction and for energy suppliers (natural gas and HCNG), its versatility is an advantage for personal protection since it warns its users of dangerous gas concentrations in the ambient air or for clearing shafts and ducts before entering them. The gas detector can also be used to discover

even the smallest CH₄ leaks as well as for gas analysis in the high-percentage range. The thermal conductivity sensor can also be used in applications where HI% measurements with an infrared sensor are not possible, for example in high humidity or for H₂ and natural gas.

Suitable accessories for different measuring tasks

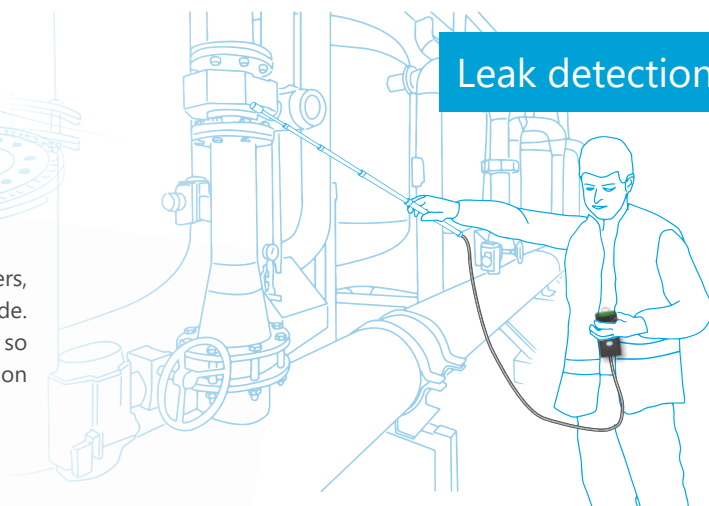
Analyzing confined spaces



If you need to enter a confined space, such as ducts or sewers, you will first have to “**Clear**” it by analyzing the ambient air inside. The electrical pump and a suspended hose allow you to do so efficiently. The floating probe prevents any water that might be on the floor from accidentally being sucked into the device.

GfG offers telescopic stainless-steel sample probe with a total length of up to 1.96 meters for targeted **Leak Detection**. This allows you to inspect gas pipes for tiny leaks, even in hard-to-reach places. The intake probe is attached to the pump opening of the G999S with a short piece of hose. The suction nozzle is equipped with a filter that protects the pump from liquid and contamination.

Leak detection




Charging, testing and adjusting

The NiMH battery of the G999S has enough power to last a whole working day, even with heavy use. To recharge the device at the end of your shift, simply place it in the charging tray which is powered either by a power supply unit or a 12 Volt plug. The daily bump test and its subsequent documentation according to DGUV information 213-056 (T021) and 213-057 (T023) can be performed automatically, quickly and cost-effectively by one of GfG's test and docking stations.

Choose between the TS888/999 and TX888/999 test stations and the DS400/404 docking stations, depending on whether you only want to carry out the bump test before the start of a shift or whether you also want to carry out sensor adjustments and regular function checks. We can also provide suitable test gases and test gas compounds as well as additional calibration accessories for your gas detector.



Do you need training courses?
 There are services and measuring tasks that your staff may only perform by themselves if they have been suitably trained. Simply scan the QR code for more information about our training program.





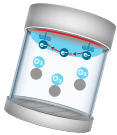


Safety at the highest level: Connected Safety


Like the other model versions in the G888 and G999 series, the G999S is available with an optional radio module (Europe: 868 MHz with a range of up to 700 m in free field). The supervisor can use the TeamLink Connected Safety Monitor to secure individual workers or teams with a total of up to 10 portable gas detectors, as all connected device continuously transmit their measured values, manual alarms or motionlessness alarms in real time through radio

signal. Any alarms, faults or disruptions of the radio connection are displayed on the TeamLink as well as on the handy LED front panel in red or yellow, allowing the supervisor to initiate safety measures quickly and effectively. Using the G888/G999 Visual software, the status of team members can be displayed even more clearly on the screen of a laptop or tablet. It also lets you send short messages.



Technical Specifications: Polytector III G999S

Measuring method	Catalytic combustion (CC) for combustible gases and vapors (up to 100 % LEL)	Thermal conductivity (TC) for hydrogen and methane (% vol.)	Semiconductor (SC) for methane (ppm)	Electrochemical (EC) for toxic gases, oxygen and hydrogen	Infrared (IR) for flammable gases and vapors and carbon dioxide
					
Sample gas supply	Using diffusion opening when pump is switched off or using suction opening during pump operation (closed sensor cover)				
Display	Illuminated LC full graphic display, automatic size adjustment for ideal legibility, display of battery capacity, gas concentration as current value and peak value				
Alarm	Depending on gas type: 3 or 2 current value and 2 exposure value alarms, battery alarm with visual and audible signaling as well as indication on the display, display color depending on alarm status (orange/red), buzzer: 103 dB(A) (can be reduced to 90 dB(A))				
Zero point and sensitivity adjustment	Manually or automatically with adjustment program If necessary, test gas supply with the "SMART CAP" at 0.5 – 0.6 slpm				
Radio	Optionally 868 MHz for EU; Optionally 915 MHz for USA;	Range approx. 700 m (Free field) Range approx. 300 m (Free field)			
Power supply	NiMH battery module; 5.2V 2100 mAh; rechargeable				
Environmental conditions	For operation: -20 to +50 °C 5 to 95 % RH 70 to 130 kPa For storage: -25 to +55 °C 5 to 95 % RH 70 to 130 kPa (0 to +30 °C recommended)				
Housing	Material: Rubberized polycarbonate Dimensions: 68 x 136 x 39 mm (W x H x D) Weight: Up to 395 g (depending on sensor configuration) Protection class: IP67				
Certifications / Tests	Markings and ignition protection types: $\text{Ex I M2 Ex ia db I Mb}$ $\text{Ex II 2G Ex ia db IIC T4 Gb}$ $-20\text{ °C} \leq T_a \leq +50\text{ °C}$ EU Type Examination Certification: BVS 15 ATEX E 064 X IECEx Certificate of Conformity: IECEx BVS 15.0056 X Electrochemical compatibility: DIN EN 50270:2015 Interference emission: Type class I Interference resistance: Type class II				



GfG (Pty.) Ltd.

7 Voortrekker Road, Mindalore North - Krugersdorp | P. O. Box 6004 | ZA-Westgate 1734

Phone: +27 11 955-4862

Fax: +27 11 955-4741

Email: info@gfg.co.za

GfGsafety.com

smart
GasDetection
Technologies 